



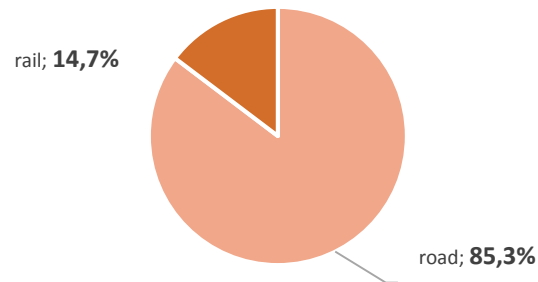
	2010	2016	2017
Length of routes, km			
Length of railway line	1279,7	1263,3	1263,3
including electrified railway lines	818,0	818,0	818,0
trolley lines (single-way valuation)	117,3	127,8	129,3
tramways (single-track valuation)	73,5	78,1	81,8
Length of motor roads ² , km	8373,7	8380,3	8410,1
including hard coatings	8193,2	8200,9	8230,7
Average distance of transportation by specific modes of transport, km			
1 t of freight			
railway	1614,2	1886,8	1796,7
road	199,3	209,7	198,3
1 passengers			
railway	73,7	78,3	120,5
motor	18,1	19,6	19,0
trolleybus	7,0	7,2	7,3
tram	6,4	6,4	7,3

¹ According to the regional branch "Lvivska Zaliznytsia" of "Ukrzaliznytsia" PJSC.

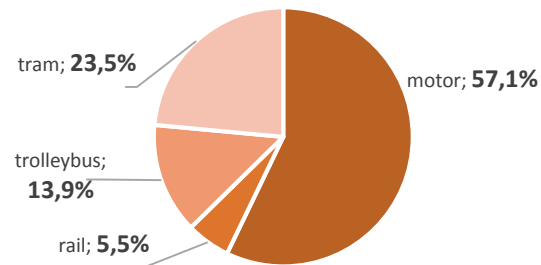
² According to the Road Service in Lviv region.

Share of specific modes of transport

in 2017
freight



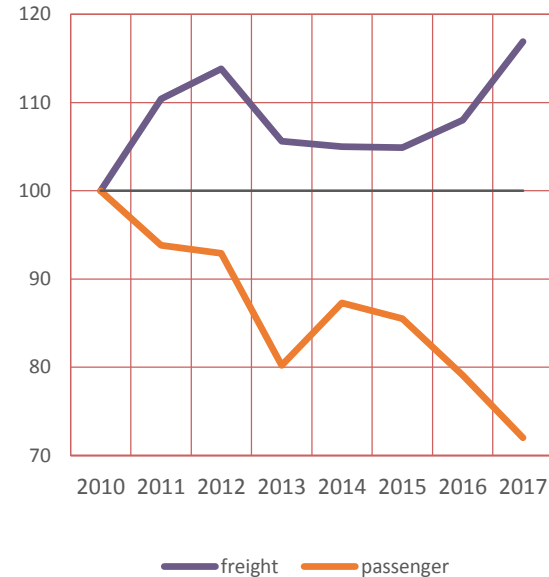
passenger





	2010	2016	2017
Freight and passenger transportation			
Freight transported, mln t	23,3	25,2	27,2
railway	3,8	3,7	4,0
road	19,5	21,5	23,2
Freight turnover, mln tonnes-km	10054,7	11381,4	11800,1
railway	6176,7	6870,3	7196,0
road	3878,0	4511,1	4604,1
Passengers transported, mln persons	318,5	251,9	229,6
railway ¹	29,4	30,6	12,7
motor	213,6	133,0	131,1
trolleybus	25,9	31,6	31,8
tram	49,6	56,6	54,0
Passenger turnover, mln passenger-km	6548,4	5836,3	4644,2
railway ¹	2169,8	2393,3	1528,8
motor	3873,9	2613,0	2489,1
trolleybus	181,1	227,3	231,9
tram	317,5	362,0	394,3

**Freight and passenger transportation indices
by all modes transport (2010=100%)**



¹ According to the regional branch "Lvivska Zaliznytsia" of "Ukrzaliznytsia" PJSC. Since 2017 PJSC "Ukrzaliznytsya" has changed the procedure for recording passenger transportation by rail transport in suburban areas benefiting from privileges for free travel.



	2010	2016	2017
Number of subscribers at the end of year, thous.			
fixed line telephony	624,4	384,2	333,0
mobile telephone	2353,2	2851,5	2750,7
cable television	155,8	47,6	47,8
Internet	166,5	1094,1	1410,3
Number of main broadcasting points, thous.	150,1	62,1	51,7
Postal items, thous.			
letters	12140,1	12194,3	14181,6
parcels	552,6	3982,0	13435,5
telegram	47,8	10,1	0,9
Value of services sold in the field of telecommunications and postal activities, mln UAH	1644,9	2633,2	3073,5
including by type of services, %			
mobile communications	52,4	55,5	48,0
Internet services	12,1	15,7	14,9
courier activities	0,4	0,7	12,7
postal activity	9,0	14,4	11,2
fixed line telephony	20,3	10,0	8,5
cable television	3,5	1,0	0,9
other services	2,3	2,7	3,8

Number of communication subscribers per 100 persons, at the end of year

